


CALF STRETCHER ULTRA70E with heating units



Operator manual




800 rue Rossiter, Saint-Jean-sur-Richelieu (QC) Canada J3B 8J1
www.landisinternational.ca info@landisinternational.ca
T.(450)359-8800 TF. 1-800-634-0806 F. (450) 359-9619




CALF STRETCHER

INSTRUCTION FOR ULTRA70E



1. Wet the boot with the shoe stretch spray.
2. Slide the boot on the machine.
3. Start the switch.
4. Set the thermostat on 100 degrees in order to warm up the boot quickly.
5. After 10 minutes, turn the thermostat to 70 degrees.
6. Move the handle where you want to stretch on the boot.



Position 1 - Push the handle all inside the aluminium casting.

Position 2 - Push the handle inside only half way.

Position 3 - Completely pull out the handle from the aluminium casting.



7. To apply pressure and stretch, turn the handle clockwise.

8. Leave on traction till the shoe stretch spray is dried.

Instep raiser

Install the instep raiser at the end of the aluminium casting. Tight the screw to secure.



Calf over-lay

Install the women's calf over lay on top of the aluminium casting. Tight the screw to secure.



As an option, you can buy the men's calf over lay.

**MEN
(OPTION)**

WOMEN

